

The Order Board

Inside this issue:

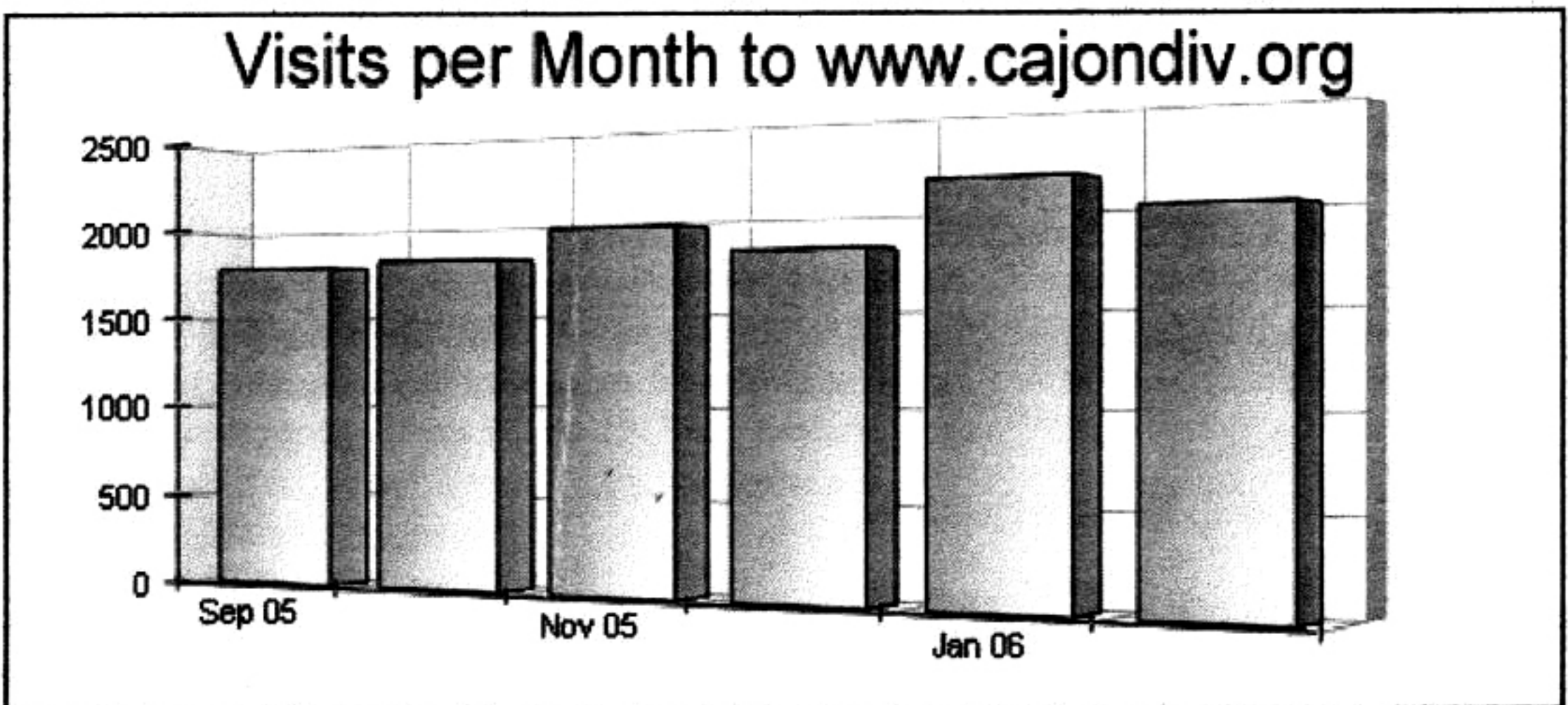
| | |
|-----------------------------|---|
| Coming Events | 1 |
| Membership Chair | 2 |
| Mastering Modeling, Part VI | 3 |
| From Carl's Workbench | 5 |
| Las Vegas Spring Meet | 5 |
| Hemet Club | 7 |

ONCE AGAIN, A GOOD YEAR 2005 REPORTS FROM THE WEBMASTER AND PAYMASTER

By Dale A. Tripp and Charles Nauman

Report from your Webmaster for www.cajondiv.org-

The visits to the Cajon Division website have been very steady over the last several months. The number of monthly visits fluctuates between 1800 and 2200. This is shown in the graphic below:



Coming Events!

Okay, Cajon members- we've got three things going on- and soon. So get out your calendars and write this stuff down!

Saturday-March 25th- Jan Wescott's "Bull Session" and Garage Sale- lots of very nice model goodies. See Page 4!

Saturday-April 29th- Las Vegas Spring Meet at Lynn Austin's house. Lot's of fun events. See Page 5!

Saturday-June 6th-29 Palms Swap Meet and Train Show at the Elks Lodge. Clinics, Vendors, Food and More! Call John at 760-367-9633. More info next edition!

My goal is to document all Cajon Division events using photo galleries. In order to accomplish this task, I am dependent upon members who attend events, taking photos, and forwarding copy to me via e-mail or other means. I try to photograph those events that I am able to attend. I welcome any contributions for the website.

I will continue to try and make the site as interesting as possible with photos, video clips, and event information and schedules. I would like to expand to include special material in the photo galleries, such as model collections, special train related collections, or project information. Please apprise me of any ideas for this feature.

If you have photos of your favorite collection of locomotives, etc., take the time to photograph the collection and forward to me with information about the collection and I will create a nice photo gallery page for you to share with fellow model railroaders.

Keep on visiting the website to see what is changing or being added...

(Continued on page 4)

CAJON DIVISION DIRECTORY**CAJON DIVISION DIRECTOR**

Carl Heimberger
 Phone: (714) 776-6394
 Email: cheimberger@anaheim.net

CAJON DIVISION SUPERINTENDENT

Currently Vacant

ORDER BOARD EDITOR

Bill Jacobs
 Phone: (702) 456-4476
 Email: billj455@yahoo.com

MEMBER AID CHAIR

Lynn Austin
 Phone: (702) 451-9761

CONTEST/AP CHAIR

Currently Vacant

EDUCATION CHAIR

Jim Kociemski
 Phone: (702) 270-6338
 Email: Jjimwen@aol.com

MEMBERSHIP CHAIR

Bob Mitchell
 Phone: (915) 440-9729
 Email: perfectpines@coastinet.com

Cajon History**HISTORIAN**

Loretta Block
 Phone: (702) 258-0026
 Email: LBlock5@cox.net

PAYMASTER

Charles Nauman
 Phone: (702) 645-7158
 Email: chuckn37@aol.com

CHIEF CLERK

Currently Vacant

ORDER BOARD ONLINE:

The Order Board is available online at:

PSR Home Page: www.psr-nmra.org

Trainnet.org: www.trainnet.org

Division Website: www.cajondiv.org

Membership Chair

By Bob Mitchell

When I first volunteered for this Board Position I had no idea just what it would entail. In fact, for a while I wasn't sure if Marty Judd was still the chair. As it turned out I was the only one not sure that, indeed, I was the new Membership Chair. Wow! What an honor.

Once it sunk in, I immediately contacted Jan Wescott, now the National Membership Chair, Marty Judd, our outgoing Division Chair, and Debbie Draper, the PSR Chair. I'm sure I have been driving some of them nuts with phone calls at all times of the day and night. In fact, on one occasion, Jan politely informed me (she can be so gracious) that it was past her bedtime. Oops!

After a couple of days, I received the most recent roster of the PSR/NMRA membership from Debbie. I was amazed at how much information was suddenly at my fingertips. There are 384 members assigned to the Cajon Division of which only 190 receive the Order Board (*Editor's note: We need at least 200 to take advantage of the bulk mail non-profit status. We send OBs to some of the other officers of the NMRA and PSR to make our quota.*) This surprised me since the Order Board is a great way for members to stay apprised of upcoming events; especially if they are new and not yet acquainted with the more active members.

A quick glance at the numbers shows only 50% of the membership is well informed of events within driving distance of their local area. For the number crunchers, here is a brief breakdown of some of the cities within the Cajon Division with the highest count of members. The two numbers are PSR subscribers/NMRA members

(Continued on page 6)

(Editor's note: As in earlier installments, there are some grammatical and spelling errors in the manuscript. It is printed as received.)

Mastering Modeling...Scratchbuilding, Part VI of VI

By MMR Tracy and MMR Terry Mitchell

This installment we are going to talk about the final section of the contest form which pertains to Scratchbuilding. Here in the Lone Star Region, this section of the contest is worth 25 points. However if you entered a model at the national level, or other regions, the points have been reduced to 10. This is because the current trend is to place more importance on conformity to the prototype. Those Rivet -Counters have lobbied their way to reduce the importance of the most fun and satisfying part of model building, Scratchbuilding.

We call the scratchbuilding section, the extra credit section, because you get points added for scratchbuilding as opposed to just putting a commercial part on the model. The judges aren't looking at how well the part was built, just that it was handmade. Scratchbuilding is our favorite aspect of the hobby. To many modelers this can be very intimidating. This is also becoming a dying art form, thanks to the explosion of RTR kits that has flooded the market recently.

If you've been following the columns before, you are aware that there are 5 teams of judges for each of the five categories. Whenever TNT judges the scratchbuilt portion of the contest we are surprised at how many models don't have a single item home made on it. Because of that we have to award zero points to the model. This puts the model at a severe disadvantage. TNT catches a lot of flak for giving zero points but we feel we can't reward somebody for doing something that isn't there. Some have tried to say that there *HAS* to be something scratchbuilt on every model. Try as we might to find one, there are some models that does not have any item that can be classified as a scratchbuilt item. It is not that difficult to put something that is handmade on a model. Every model that is put in the contest room should have a scratchbuilt parts added. That means from a Kato Diesel, an Intermountain car or even a Fine scale Miniature can have scratchbuilt parts added. When TNT were entering contests not a single model we entered did not have something scratchbuilt on it. That doesn't mean the whole model has to be scratchbuilt. TNT has put Athearn cars in the contest and had them do very well!

There are a many ways to add scratchbuilt parts to a model. Here are just a few. Starting with an Athearn car, first shave off the precast grab irons and ladders. Now comes the fun part. Fabricate your own ladders and grabirons. This really is easier than it sounds. The grab irons can be made from flat nosed pliers. Find a set of pliers with no teeth and that is close to the scale width of a grab iron. Usually the head is tapered thinner at the point and thicker as it gets closer to the handles. Somewhere in the middle is an exact length for grabirons. Mark that with a pen or even file a groove into the pliers. Take some 22 or 26 gauge wire, depending on your scale. We prefer floral wire because it is easier to bend. (Don't buy the green colored wire, stay with the unpainted wire.) Then simply bend the wire over the pliers to make a "U", and cut off the legs about as long as the grab is wide. Then take the grab iron and bend it again to get the "dip" in the rung. That's it. We have even thrown away the stock grabirons that come with the higher priced kits and use these for the points. Ladders are a bit more complicated. First build a jig for the ladder. It might take several times to get the jig right but it is better to get it right in the long run. When done take styrene or brass stock and put together your ladder. Brake rigging and piping is another way to add points to rolling stock. Again we use floral wire because it is easier to bend. You can also make your own roof walks out of stripwood. So when you finish, you have a stock Athearn car with homemade scratchbuilt parts and some nice brake rigging. In our book that adds close to 8 points to a model.

For Diesel Locomotives it is about the same. Add the same grabirons and ladders. We make our own MU hoses. We

(Continued on page 8)

*(Continued from page 1)***Report from your Paymaster for 2005 events-**

| DATE | EVENT | INCOME | EXPENSES | NET |
|----------------------|------------------------------------|-------------------|-----------------|-------------------|
| March 12, 2005 | LV Westside Meet at Dorner's House | \$352.00 | \$50.00 | \$302.50 |
| April 2, 2005 | Block's Open House and Meet | 352.50 | 0.00 | 352.50 |
| April 16, 2005 | Anaheim Meet | 182.00 | 0.00 | 182.00 |
| November 11-13, 2005 | Barstow Meet | 1,689.00 | 594.80 | 1,094.20 |
| TOTAL | | \$2,576.00 | \$644.80 | \$1,931.20 |

A PERFECT OPPORTUNITY**Saturday - March 25th****9:00 am to 2:00 pm****180 W. Middleton Drive-Henderson**

(Middleton Drive is off of Pacific; Exit Horizon Drive off the 95; turn on Pacific)

Jan Wescott is holding a garage sale to unload some of Robert's railroad videos, books, modeling tools, scenic detail items, and some built up structures.

Cajon folks thought it would be a perfect opportunity for all of us to get together for some railroad fun. It's been awhile since we all got together to share what we've been doing in a bull session. Bring your new model and plan to do a SHOW N TELL - Special prize drawing for Show n Tell folks! Door Prizes, too! The Cajon crew will set up a BBQ lunch for just a small donation - We may even have a special clinic.

Hope to see all of you there!

Come "Shoot the Bull"**Bring Your Own Chair**

From Carl's Workbench

By Carl Heimberger, Cajon Division Director

The past several months have brought a great sadness to the Cajon Division. We have lost two of our members with the passing of Robert Wescott in November 2005 and Bill Flynn in January 2006. Both Robert and Bill were excellent modelers who attended and supported numerous Cajon events. Our thoughts and prayers are with their families, we will sincerely miss their friendship.

Cajon needs members to step up to the plate and start planning events. Jan Wescott has planned a "Shoot the Bull" session at her home in Henderson for March 25th, so you Nevada railroaders have one event on the plus side. John King is also working on an event for the 24th of June in Twenty-nine Palms, at the Elks Hall. Orange County, where are you? The Division also needs a team to start working on Cajon's premier event, the Barstow Meet scheduled for November 10-12. Please let me know if you can help.

And finally, there are still Cajon Division Board positions that need to be filled, if they are not filled soon this Division will start to fail. As I mentioned a while back, I am not a one man band, and I did not take on the Directorship to be one.

Carl

Las Vegas Spring Meet

When?--Saturday, April 29 starting at 1:00 PM

Where?--Lynn Austin's house; 5455 Plainview Avenue, Las Vegas, NV 89122

What?--Well, just about anything; bring a table if you want to swap a few of your prized possessions; Lynn has another new layout for you to see; there will be clinics so that you can get smarter; bring your models for judging, if you want; and there will be food later on in the afternoon.

How Come?--Well, Lynn, Bill and Jane Jacobs, and Jan Wescott decided that it was just about time for a good meet. It will not be too hot yet in Las Vegas, so that won't be a problem. Of course there will be a little donation to get in and another for food; just to cover expenses and maybe make a little money for the Division. Oh, and there will be door prizes and all the other good things that the Cajon crowd does!

Why?--Just for a good time-So-BE THERE!

Have You Been Paying Attention?--You've got the date, the time, the location, and the activities. Get out your little Day-Timer and write it all down!

(Continued from page 2)

only. Anaheim 7/7, Hemet 2/11, Huntington Beach 5/8, Riverside 9/8, Santa Ana 5/10, Henderson 5/7, and Las Vegas 42/26. Did you happen to notice that Hemet is right up there with rest of us in NMRA members? And look at the Las Vegas member count, 20% of the total Cajon members. Wow! Just goes to show what can be accomplished by a dedicated, hard working, group of volunteers who not only love this hobby but enjoy getting together and having a lot of fun.

But even Las Vegas has 26 members that don't receive the Order Board. In fact, the above figures suggest that only about 50% of the membership receive the OB in the most active groups and cities.

By increasing the number of subscribers, we can also expect to increase the number of potential volunteers, clinicians, and future board members. Participation starts slow and builds up among new subscribers that will someday be tomorrow's volunteers.

My personal experience is that to fully experience the value of belonging to the NMRA, you must receive both the PSR Dispatch and especially the Order Board. Even though these are both available on-line-it's just not the same as opening the mail box and taking the time to sit down and slip into the world of Model Railroading. It always sends me out to the "Train Room" just after putting it down. Whereas, looking it up on line is a hit and miss proposition at best and a scheduled event can be easily overlooked.

With all of that being said, I will be contacting the "Non-Subscription Members" over the next few months with a letter explaining the benefits of receiving the news letters. Even though our events have seen great success over the past years, I would hope having new subscribers would increase that attendance even more.

Don't be surprised if I call upon some of the membership to make a couple of calls to other members in their local area to bring them aboard. Now that I have probably just scared the heck out of the membership with that previous sentence-it's time to sign off.

PS. Your suggestions and comments would be greatly appreciated. You can e-mail me at: perfectpines@coastinet.com.

Bill Flynn

It is with sadness that we report the passing of long time Cajon Division member and diehard PRR modeler Bill Flynn of Tustin, California. Bill passed away on January 21 due to the complications of several cancer surgeries.

Bill's Southwest Subdivision/PRR was a showpiece model railroad with its four-track mainline, detailed scenery and many scratchbuilt structures. This railroad first started in Bill's garage. As we all do, Bill came to the conclusion that he needed more space to "do things right," so he filled in his seldom used swimming pool and built a layout room over the former pool site. And he did it right. Bill was an aerospace engineer and created many of the "Spike" drawings for the early Order Boards.

I (your editor) had the privilege to judge his last model in Barstow; a PRR gondola. A very old kit given to him by Bob Wescott. The only thing he saved was the wood-everything else he scratch built-and it was beautiful. Bill, you will be missed.

Many thanks to Bob Chaparro for most of this memorial.

Hemet Club Joins the NMRA

By Bob Mitchell

One of the first calls I made as the new Membership Chair was to Wally Clark of Hemet, California. Jan Wescott had planned a meet there in October of 2003 and quite a few of us attended, including a good supporting crowd from Las Vegas. At that time, the meeting was held in a small church recreation room. More than 54 "train folk" signed in.

This was their first introduction to fellow outside NMRA members and only Wally Clark and one or two others actually were NMRA members at the time. The event that Jan and Wally put together was a total success with a couple of Show N Tell style clinics, an auction of items donated by everyone, and a good deal of model train stuff to inspire the local 4-H club members to start building a small layout.


Since that time they have been looking for a permanent building that the "Hemet-San Jacinto Railroad Club" could call home. As things turned out, this opportunity became a reality last year when the "Hemet Police Activities Building" became available. After the details were settled, the only remaining thing was adequate liability insurance (\$1,000,000) to protect the City. After what I am guessing was a lot of group discussion, having the entire "Hemet-San Jacinto RR Club" members join the NMRA was the solution. (The NMRA helps make liability insurance for clubs economically affordable.) This occurred on September the 1st, last year.

Since that time, the members have removed interior partition walls, set up their modules, and now meet the 3rd Saturday of every month between 10:30 am and about 2:30 pm. Visitors and potential members are always invited to attend and become a part of this up and coming club. The building is located at 440 E. Oakland Avenue and the club area is about 4,000 square feet.


The club has both an HO layout that measures about 8" x 22" and an N layout that is comprised of individual members modules that can be displayed at other meets and locations. Let's all hope they can bring it up to Barstow this year in November. New members can participate with their own modules and join the fun with this group. The annual dues are \$50.00 and this includes the \$33.00 NMRA membership fee.

I encourage other N-scalers to contact Wally Clark (General Manager) or Ralph Hill (Foreman) for more information. The club Paymaster is Bob Taylor. Other members include: Henry Allain, Bob and Dena Anthony, Bob Austin, Nona Clark, Don Clement, Larry Fogel, Don Leggett, J.C. Myer, Don and Martha Reiman, William Ritt, and Alice White.

The club also publishes it's own newsletter and would be more than willing to put you on their mailing list. For more information you may contact: Wally Clark @ 951-658-4243 or wallynina@earthlink.net.



These two pictures are by Wally Clark. Shown in the pictures are Henry Allain, Bob Austin, Larry Fogel, Ralph Hill, and Bob Taylor. Not shown is Wally Clark, since, as he informed me, he took the pictures.



(Continued from page 3)

take bristles from a hairbrush. Cut them to length, bend them, crimp and end and paint it silver, Drill a hole in the pilot and ACC it. Voila` a simple grab iron. Does it look as real as commercial part? No but it is close enough for us. Besides we are after points not looks. Rotary beacons can be made also. Take a yellow glass jewel bead and stick a straight pin it. Take a small piece of styrene the same width as the bead and pierce the pin into it. Drill a hole in the cab roof. ACC the pin from the bottom and cut off the excess part of the pin. On Diesels we always tried to add homemade sand hoses, speed recorders, cab sunshades, and air conditioners too. For Steam locomotives a tool box scratchbuilt, coal or wood in the tender, cab curtains, and hoses wrapped around the domes add a few points.

For structures it is really easy to add details. Lets start with the most obvious part of a structure, the roof. First off if it is a kit with paper shingles make your own shingles. It isn't as hard as you think. With a little thought and patience you can make a jig to make rows of shingles at one time. Add a tarpaper roof to a kit's roof made from Kleenex. You can make elevator sheds quite easy on multi level structures. Take some metal siding and make a small shed, and there is your elevator access shed.

On the walls you can make exterior piping and electrical conduit from floral wire. Curtains in the windows made from construction paper or wet a kleenex with diluted white glue and glue it to the inside wall. Then take the end and pull it through an open window. This gives the effect that the wind blew the curtain out of the window. Add a sign or two cut out of an old magazine. Or better yet make your own on a computer.

To help the judges, you need to try to fill out the form completely. Make sure you list somewhere the parts that you scratchbuilt. That doesn't mean to say the underframe detail was scratchbuilt. Tell exactly what you built. Judging scratchbuilding is the only category that isn't objective. Either there are items that are scratchbuilt or there aren't. TNT feels the points should break down something like this 75-100% scratchbuilt give above 17 points. 50 % scratchbuilt 12-17 points. 25 to 50 % 5-12 points. Less than 25 % 1 to 5 As we said before zero means zero.

Scratchbuilding isn't as difficult as it seems. If you start with small projects like we mentioned above, in no time you will be able to scratchbuild larger project like complete buildings and rolling stock. That is where the fun really begins. What a country we live in! In Germany, there is not any way to say scratchbuilding. Here, not only is it possible, it is encouraged!

That concludes this series on how the contest system works, and how to add more points to your scores. It isn't the end of this column, however. Stay tuned and we will have more in depth articles on how to weather, construct, detail, decal, paint, and cast. This is just the tip of the iceberg, we have more information that we are willing to share.

Back to modeling now.

TNT

BEING A VOLUNTEER!

Get a head start on your AP Volunteer Certificate-it's an easy introduction to the NMRA's AP program-and very rewarding, too.

This is your model railroading club and it success or failure is dependent on its volunteers. There's much to be learned when you volunteer. Stuff you never knew before. But the true bonus is the friends you make during your volunteer tenure.

Cajon has had a solid cadre of volunteers the past four years, but now there are several empty spots to fill. Won't you consider doing your fair share and lend a hand? Volunteer Today!

(Thanks to Jan Wescott, who if you don't know, is a big timer in the National NMRA)

SUBSCRIPTIONS

The Order Board is sent Free to all members in the Cajon Division. This newsletter is available to PSR Members outside of the Division for \$3 per year and to non-PSR members for \$5 per year. Make your check payable to "Cajon Division" and mail to Bill Jacobs, Editor, 4813 Plata del Sol Drive, Las Vegas, NV 89121.

ORDER BOARD PUBLISHING DATES

The Order Board is published during the last month of each Quarter (Mar, Jun, Sep, Dec).

PLACE YOUR AD HERE!

Let our members know about your business!

Business Card Size Ad

Only \$15 per issue or \$50 per year! Other size ads are negotiable.

For more information contact Bill Jacobs, Editor.

4813 Plata del Sol Drive

Las Vegas, NV 89121

Email: billj455@yahoo.com

DIVISION INFORMATION

All members with Internet access are invited to visit our private Cajon Division website. View photos taken at recent events, purchase items from our Company Store, or obtain copies of event flyers. Our website is updated regularly.

Visit: www.cajondiv.org

ADDRESS CHANGES

There a number of ways that you can let us know that you have moved. This is very important, because: (1) you won't get your newsletters and flyers; (2) we get your publications back which we have to pay first class postage for; and (3) nobody knows where you are. **So, Here is what to do:** E-mail our Membership Chair—that's Marty Judd, who's address is on page 2. If you don't have e-mail, drop a letter to Marty, his USPS address is also on page 2. If for some reason you don't want to let Marty know (he really is a nice guy) let anybody else on page 2 know. So there!

THE TRAIN STOP

211 West Bonita · San Dimas, CA 91773

Exclusively Model railroading

Sales - Service

Operating layouts - "G" / "O" / "HO" / "N" Gauge

TUES. THRU FRI. 10 - 6 · SAT. 9 - 5

SUNDAY & MONDAY CLOSED

PAUL & SUSAN KIRBY

www.trainstop.com

(909) 599-2602

Fax (909) 599-1566

MALFUNCTION JUNCTION HOBBIES

5455 PLAINVIEW AVE.
LAS VEGAS, NEV. 89122

LYNN AUSTIN

702-451-9761

ASHLEY MERRIT

Once again, we have lost another member of our family. Ashley, 35, whom many of you will remember as the check-in girl for many of our Las Vegas meets, died in Charleston, SC, on December 30, 2005 as the result of kidney and liver failure. We took her in as an honorary member in March of 2003. Her smile and enthusiasm will be missed by all of us.

The Train Exchange



6008 Boulder Highway
Las Vegas, Nevada 89122
1 (702) 456-8766

Membership Application
 Pacific Southwest Region – National Model Railroad Association®

Date _____

Name _____

Address _____

City _____ State _____ ZIP _____

Telephone () _____ Occupation _____

Primary Scale _____ Email _____ Date of Birth _____

New [] Renewal [] PSR # _____ NMRA # _____ Exp. Date _____

| <u>Class of Membership</u> | <u>NMRA</u> | <u>PSR *</u> | <u>BOTH</u> |
|---|-------------|--------------|-------------|
| Regular | \$45.00 [] | \$7.00 [] | \$52.00 [] |
| Youth (Under 20 Years) | \$30.00 [] | \$2.00 [] | \$32.00 [] |
| Affiliate (No Bulletin or Local Publications) | \$23.00 [] | \$4.00 [] | \$27.00 [] |
| Family | \$ 9.00 [] | \$1.00 [] | \$10.00 [] |

* YOU MUST BE A MEMBER OF THE NMRA TO BE A PSR MEMBER.

Send this application and your check (made payable to "Pacific Southwest Region, NMRA") to: Bob Mitchell, Cajon Division Membership Chair, 21460 Walnut Drive, Wildomar, CA 92595. Phone: (951) 440-9729. Email: perfectpines@coastinet.com

Referred By: The Order Board



Return Service Requested

The Cajon Division, Inc.
4813 Plata Del Sol Drive
Las Vegas, NV 89121