

RUNNING LITE

VOLUME 48 NO. 3.2

NOVEMBER, 2020

What's Inside

From the Director	1
From the Brass Hat	2-3
Editor's Column	3
Virtual Meetings	3
OBS Flyer	4
OBS Updates	5
Buena Park Event	6-9
Building with the DPM Wall System	10-13
Hobby Store Ads	14

Time Table



From The Director

Richard Hock
Cajon Division Director



As the various degrees of lockdown and event cancellations continue, how much more social activity and connecting will be done with the stay-at-home remote format? Fortunately, the Cajon Division Fall Meet at Buena Park last week was the much needed live, face-to-face event to reconnect in the outdoor venue at Messiah Lutheran Church. The masked participants totaled forty-five attendees. Numerous activities commenced with a swap meet, model show and tell, membership meeting with Board member introductions, hobo auction and a busy contest room.

The contest room was a living testimony to the great modeling that exists in this division and in this hobby. HO, N, O and G scales were well represented. Modelers presented their "labors of love" during the model show and tell, among other modeler's and their work. As always, so much history and personal connections behind the model with interesting points of view, technique and rational displayed in the detail. The show and tell was a great place for modeling ideas! Awards from the contest chair included both Region and Division presentations. Three Golden Spike Awards were given out, 2 AP Awards and numerous merit awards, besides first, second and third place awards for the various model categories. Excellent modeling to all those who participated!

However, the Hobo Auction still remains as one of my favorite events. As a new member some years ago, the first Division event I attended was the Friday evening Hobo Auction during a spring meet. As a newbie, I walked away with five great items. This event at Buena Park did not disappoint. Even though not winning five items, but rather scored on an HO Kadee ready-to-roll 50-foot boxcar! That alone is worth the price of admission to me. The auction room contained over one hundred and sixty items. The only challenge to the auction was the wind. Tables were carried out from the auction room for the drawing. The wind decided to throw around a few of the ticket cups. Good thing that the snack table was nearby. Snacks were used to weight the ticket cups.

Even though the event was abbreviated for social distancing and health protocols, it was fun just to get back together again. It was fun to scope out the Hobo Auction room! It was fun to see all the great modeling! It was fun to be among like-minded hobbyists!

Because of the success of the Fall Meet, the Board is already considering holding the event again come this March or April. With that being said, now is a great time to start a new modeling project or finish that started modeling project for the Contest Room.

If you were at Buena Park, then you probably saw the great looking convention shirt for the 2021 PSR Orange Blossom Special Convention. The website is fully operational. The special discount rate has been extended until Saturday, November 7, 2020. All Aboard!

In short, the Buena Park Fall Meet was a wonderful day to separate one's self from the mundane isolation of the current pandemic. Richard Hock

CAJON DIVISION DIRECTORY

Division Director

Richard Hock
P.O. Box 3441
Cypress, Ca. 90630
562-822-0055

Director@CajonDivision.org

Division Superintendent

Joel Morse
11891 Tunstall St
Garden Grove, Ca. 92845
714 614-5401

Superintendent@CajonDivision.org

Asst Superintendent-NV

Edwin Hall, MMR
702-564-6176

AsstSuper-NV@CajonDivision.org

Asst Superintendent-Ca.

Carl Heimberger
1256 Old Hickory Road
Corona, CA. 92882
951-256-1319

AsstSuper-Ca@CajonDivision.org

Chief Clerk/ Paymaster

Dan Moran

Paymaster@CajonDivision.org
[Chief Clerk@CajonDivision.org](mailto:ChiefClerk@CajonDivision.org)

Membership Chair

Per Harwe
2182 Sycamore Ave.
Tustin, Ca. 92780
714 482-5404

Member-ship@CajonDivision.org

Contest Chair

Mike Allee
23627 Cahuilla Road
Apple Valley, Ca. 92307
626-533-9913

Contest@CajonDivision.org

Achievement Program

Gary Butts
5991 Kenwick Circle
Huntington Beach, Ca.
714 842-4980

AP@CajonDivision.org

Order Board Editor

Morrie Fleishman
26771 Via San Jose
Mission Viejo, Ca. 92691
949 351-7715

Editor@CajonDivision.org

Webmaster

Per Harwe
2182 Sycamore Ave.
Tustin, CA. 92780
714 482-5404

Webmaster@CajonDivision.org

Social Media

Moir Whitaker

Social@CajonDivision.org

Donations


Annette Palmer
714-686-6502

Donations@CajonDivision.org



“ From the Brass Hat “

by Joel Morse Superintendent



In one of my first Brass Hat columns, I talked about my belief (shared by many sages and deep thinkers), that when it comes to membership in an organization, you only get out of it what you contribute to it. And one thing you have to contribute as a member in the Cajon Division, is participation in the Division and Regional events.

If you have never been part of the planning and execution of an event, you might not realize how much planning and effort goes into putting on even a relatively small and simple event like we had in Buena Park. And the burden of “making it happen” falls to the Board of Directors, who arrived at 6 am on Saturday morning to set up so registration would be ready to open at 7 for the Swap Meet (and didn’t leave until after 2). We commit our time and energy to the Division, because we believe our members deserve the opportunity to get together and talk trains, swap trains, win trains and look at the great modeling of their fellow members.

This was the first “live” event for the Division since the shutdown, and the coining of the phrase “social distancing”, so the Board of Directors had no real feel for how many members would take advantage of this opportunity to get together. We advertised it, reminded the membership weekly, made sure it was COVID safe (masks, distancing, primarily outside activities), made it less costly than our normal meets, modified the activities to accommodate the need for social distancing and introduced a new program (Member Show and Tell).

So, I was thrilled that 45 PSR members (mostly Cajon, but a few LA and SD Division member as well) came to the Buena Park meet last Saturday. I was thrilled that 45 members decided to spend their limited time and hard-earned money to support the Cajon Division by participating in the event, including a few new members. And I was thrilled to see the new members, and to see the number of contest and Merit judging models brought to the meet, and hear how much everyone seemed to enjoy the day.

But I was disappointed as well, because there are over 300 members in our Cajon Division alone and the rest of you missed out on this great day of model railroading and fellowship. So, I’m disappointed and I also feel a little bit sad for those of you who missed it. Maybe next time.

Have no doubt, the Board will continue to work hard to create fun events and interesting programs for the members who do want to participate to get the most out of their memberships! We’ll see you soon!

Continued on page 3

The Editor's Column

by Morrie Fleishman

Editor: Cajon Division



Welcome to the November issue of **Running-Lite** the monthly newsletter for the Cajon Division during this current Pandemic situation. The purpose of **Running-Lite** is to keep members updated with modeling opportunities available such as the many Virtual (On-Line) events that have been popping up everywhere. Please send me an email and pictures showing what you are working on and letting us know what on-line events you are aware of so that we could spread the word to others.

Thanks. Morrie Fleishman mefleishman@cox.net

Reminder: Virtual Meetings via Zoom, Skype, etc.

While new to some, IT types have been using products like webex and gotomeeting to do training to remote sites for many years. The NMRA now has a new activity called the NMRA-X. Those involved have created a Week long Virtual Model Railroad Convention in July and, more recently, a one day convention in September. These events include presentations on a variety of topics and are available for viewing after the event. Go to the NMRA website and enter NMRA-X in the white (search) box in the upper right of the page.

The Operations Special Interest Group, OPSIG, held their annual meeting as a virtual meeting on Sunday, July 12 and schedules 2 hour presentations on various Sundays. For times and other information see the OPSIG website opsig.org.

There are other virtual events taking place including periodic broadcasts from the San Diego Division. For more information, go to the San Diego Division website; sandiegodivision.org and go to the youtube channel link to see previous virtual events. See additional information under Meets/Events.

Common elements of all of these meetings are that attendees are provided with the login information, the time and as well as reservation information as there may be limits on the number that can join in. Often the meetings have been recorded and are available on youtube.

[Continued from page 2](#)


Other News:

Changing subjects slightly, one attendee on Saturday was the newest member of the Board of Directors, Moira Whitaker, who answered my call for volunteers in the last Order Board Lite. Moira has volunteered to be the new Cajon Division Social Media Manager. Welcome aboard, Moira! And thanks for your commitment to your Cajon Division. We hope you will visit and post to the Facebook and lo group pages.

Keep an eye out for information regarding the Cajon Division Buddy System, which the Board expects to roll out around the first of the year. The Cajon Board sees the Cajon Buddy System as a way for members to get acquainted with other members who share their interests – through video calls and presentations or even in small, socially distanced groups. More to come on this as we flesh out the program.

As always, I can be reached with your questions and comments at superintendent@cajondivision.org

Discounted Registration!!!!
Pacific Southwest Region NMRA Convention



National Model Railroad Association
Pacific Southwest Region

2021

“Orange Blossom Special”
**MODEL RAILROAD
CONVENTION**

September 8 – 11, 2021

Hilton Irvine/Orange County Airport Hotel
Irvine, Ca



- ❖ Railroad Modeling Clinics
- ❖ Private Layout Tours
- ❖ Ops Sessions
- ❖ Prototype Tours
- ❖ Hobo Breakfast
- ❖ Non-Rail Activities & Tours
- ❖ Model Railroad/Railroadiana Swap Meet
- ❖ Railroad Model Contest Room
- ❖ Model Railroad Auction
- ❖ Welcome Reception
- ❖ Awards Banquet

****Special Discount Rate Has Been Extended!****

Hotel Reservations: You can now reserve your room on-line by going to the convention website and clicking on the 'Hotel' link. The convention rate rooms at the Hilton are guaranteed to fill up, and you don't want to miss out on the discount, or worse, be trying to find a last-minute hotel deal. Hilton Reservations: 949-833-9999 – Group Name: 2021 PSR Convention / Group Code: PSRC

Convention Tours: Convention staff is working on securing both rail and non-rail tours. Look for updates at www.psrconvention.org

Convention Goodies: Don't forget to check out the Company Store, where you will find shirts, pins, patches, as well as our special run model railroad cars.

Registration: The Convention Committee has extended the early discount convention rate of \$105 until October 24, 2020. Starting October 25, 2020, the full fare rate of \$125 will apply. See the convention website for complete registration and convention details.

****Discount rate of \$105 is now valid through November 7, 2020!****

www.PSRConvention.org



Important updates for the Orange Blossom Special 2021 Pacific Southwest Regional Convention

Great news. The 2021 PSR Convention Committee has continued the discount rate of \$105 for the 2021 PSR Convention until November 7, 2020. After that date, the cost will increase to \$125 so if you want to take advantage of the discount and save \$20 you should register now. You can register on line at our website psrconvention.org. If for some reason you have to cancel, we will refund your registration minus the \$10 transaction fee up until August 8, 2021.

We also understand you may have a concern about attending the convention due to the coronavirus so we have been working on a plan "B" so the convention can still take place. The hotel has a large Poolside Terrace that is covered with a 40 X 80 tent. So, if needed we can hold our large events and maybe even some clinics in this area with social distancing. Of course, we expect that will not be needed as Orange County is starting to return to normalcy.

A convention of this size takes several years of planning and of course with the current conditions that is much harder. We need the membership to help us out by letting us know if they are planning to attend so we can plan accordingly. Please register early if you are planning to attend.

If you have not been to the Orange Blossom Special website, you should visit it and see all the great events, clinics, and layouts already planned. The Convention starts on Wednesday, September 8, 2021 with early registration, some clinics in the afternoon and in the evening an Ice Cream Social Welcome Reception. This will be a great opportunity for you to meet up with some old friends and make plans for the rest of the week. Thursday, September 9 will start out with the Pacific Southwest Region General Membership Meeting, followed with clinics in the AM, then layout/prototype tours and Op's sessions in the afternoon and more clinics that evening. Friday, September 10 starts with clinics in the AM followed by layout tours and Op's in the afternoon concluding the day with the Hobo Auction. Saturday, September 11 please join us at the 7:00 AM Hobo breakfast followed by a swap meet and more clinics. In the afternoon more layout tours and Op's, and Saturday night the Awards and Recognition Banquet. And yes, we also have Non-Rail events and a show/contest room as well. So, as you can see a lot of planning has already taken place. It would be a shame if you missed out on all the fun and fellowship. Please register now and take advantage of the discount rate.

Additionally, the hotel room block is now open so you can book your room on line. I encourage members to book early as we have a limited number of rooms blocked and they will sell out fast. A link to the hotel registration site can be found on our website.

Carl Heimberger
2021 PSR Convention Chair

Photos from the Buena Park Event on October 24

On October 24, the Cajon Division held the first event of the year at a Church in Buena Park. There were 43 attendees to enjoy the swap meet, Hobo auction, Division Meeting, show and tell, and model contest. The attendees adhered to the county guidelines and wore masks and social distanced. See the photos below.



Registration



Orange Blossom Special Convention Signup



Hobo Auction



Joel Morse doing "Show & Tell"



Contest Entry



Contests Entry

Buena Park Awards

There were several awards that were presented at the Buena Park Event.

Achievement Awards—Gary Butts—Association Official
Gary Butts—Structures
Morrie Fleishman—Author

Golden Spike : Mike Allee
Sandy Butts
James Keena from LA Division

Here are the Merit awards given at BP

McKenzie Brewery. Dave Arendas
Junk Yard. Carl Heimberger
Tenement Row. Carl Heimberger
Atwood Packing House. Carl Heimberger
Cooling Tower. Carl Heimberger
Tuxedo Junction Freight & Shipping Carl Heimberger
Anida Mills by Joel Morse
McKenzie Brewery by Dave Arendes

Merit Award Photos



Anida Mills by Joel Morse



McKenzie Brewery by Dave Arendes

Other Merit Award Photos



Tenement Row—Carl Heimberger



Junk Yard—Carl Heimberger



Cooling Tower & Atwood Packing House —Carl Heimberger



Tuxedo Junction Freight & Shipping —Carl Heimberger



Details on Module —Carl Heimberger



Contest Entry



Contest Entry



Contest Entry



Show & Tell Entry
G Gauge Pharmacy
By Morrie & Roberta Fleishman



European Locomotive Model
by Jake Holshuh



Station Diorama by Anette Palmer

Building with the DPM Modular Wall System

By Joel Morse

At the Costa Mesa train show a few years ago, I stumbled on a large selection of DPM Modular Wall System packets for sale: I'd never built anything with them, and I knew I had a few of these packets already, but the price was right, so I bought the entire lot.



Figure 1: Swap Meet Bargain

I eventually went through them and found that I had a few of each of the 13 parts packets, but didn't have a project in mind, so they went into the cabinet for a "future" project. A few months ago (as reported here), I modified Broad Street Foods, which was a building flat made from DPM walls a friend had given me: I added side walls from my DPM stash, and a styrene roof and weathered it; the building flat became a great looking "relief" industry on the layout.



Figure 2: Broad Street Foods

That effort inspired me to use the DPM Wall Modules for the first time to kit-bash another large factory structure in Shellysburg, the three story, 16" long, Anida Mills. The actual construction of Anida Mills will be featured in another article in a couple of months. Sneak peak of the almost complete structure below. I plan to bring it (as a small diorama) to the Contest Room at Buena Park.



Figure 3: Anida Mills Company

There are 13 different Modular Wall Packets and each Packet contains three, two panel brick wall sections (either one story or two), pilasters (flat and corner), windows/door inserts, clear acetate window covering, and an instruction sheet. There are also packages for “dental” style cornices. The dental cornices were used on Broad Street Foods, so for a little variety, I made a concrete cornice “cap” out of styrene for the RJ Harvey factory.



Figure 4: Modular Wall Packets

A “to scale” Planning Template can be downloaded from the web, and I highly recommend you do this immediately, once you decide to try out this product. The Template will allow you to quickly mock up the building to fit a specific location, work out any problems with building massing (height, length, depth, elevation symmetry) and help you to create a parts inventory for the build.




Figure 5: Planning Template



Figure 6: Front Elevation Mock Up

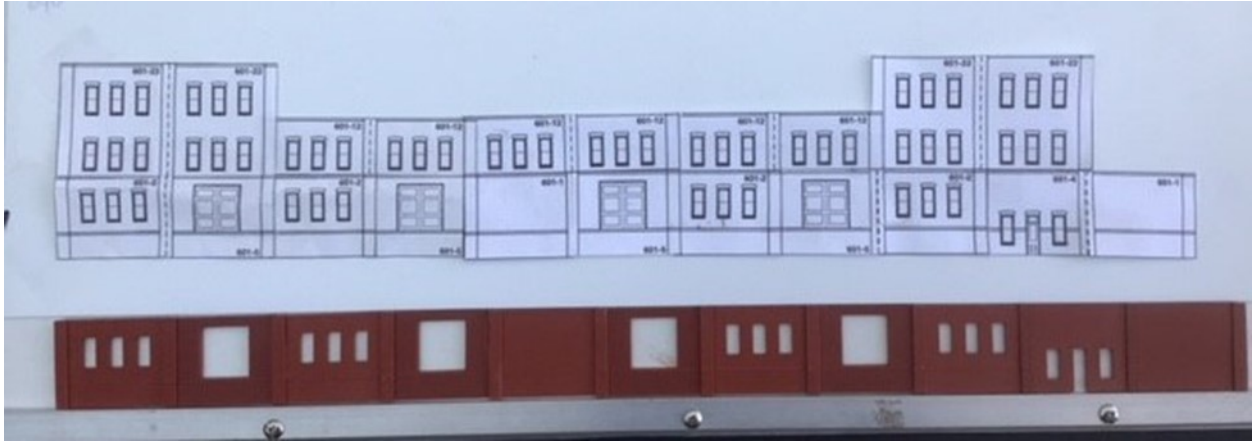


Figure 7: First floor glued up

The styrene wall panels are all the same length and if you need to “mix and match” the pieces, they are designed to be scored and snapped apart in the center of the two panels, and then glued together using the pilasters to hold the two pieces. In fact, the dock height loading doors must be scored and separated by at least one other single panel, in order to be able to have spacing for coupler to coupler 40’ cars loading on adjacent doors (50’ cars need more spacing). I discovered this by mocking up the first floor and then checking with a 40’ boxcar. This structure was always sized to be a four-car facility.




Figure 8: Dock Height and Truck Ground level loading doors

As to the assembly process once you have settled on the building components: build the sub-assemblies first using your favorite styrene glue, then paint them. I used Rustoleum 2x Ultra-Color Flat Red Primer for the walls. I followed this up by painting the window lintels with Model Flex "Aged Concrete". Since these are modular parts, strong bracing across each elevation is critical for getting the building flat and square.

Paint the windows and doors (I used Tamiya Light Primer prior to airbrushing a light grey acrylic), and be sure to mask the edges, because the windows and doors slide in from the back and are glued using these edges. If you don't mask the edges, you will have to sand off the paint to ensure a good glue joint. I'm not sure if it takes more time to mask the windows for painting or sand off the paint because you didn't mask them (I only know how long it takes to sand the paint off). I didn't install the windows/doors until the sub-assemblies were painted, ready for assembly.




Figure 9: Painting windows and doors

You are on your own for roofing, but plan ahead to identify and install all the roof bracing along the interior walls and the walls connecting sub-assemblies before you assemble the sub units. It is much easier to do when all the walls are flat, than once the sub-assemblies are built. I remembered to do this for the interior towers on each side, and the front elevation, but I forgot to mark the interior walls for the center section roof. Getting that right was interesting.

All in all, I liked using the DPM Modular Wall system for this large brick building and I think the product is a great modeling tool. In fact, once I completed all the wall sections for Anida Mills, I checked my inventory of modules and ordered replacements for any of the packets where I had fewer than two in my stash.

I'm looking forward to finishing the details on the Anida Mills and starting the next structure with this product. I encourage you to try your hand at kit-bashing with it.

Support Your Local Hobby Store

In these times when Hobby Stores have not been able to function normally, we need to continue to support them when we can. There are 3 Brick and mortar train stores in our area that support our hobby;

Arnie's & Milepost Come in and shop around!

Arnie's & Milepost 38 HOURS: Sunday 12 am-5 pm

Arnie's HOURS: Monday - Saturday 10am-6pm

Milepost 38 HOURS: Monday - Saturday 10am-5pm

***Social distancing of 6' will be enforced & we ask that you wear
a face-cover for the safety of other customers and employees per OC Guidelines.***

Arnie's Trains www.arniesmodeltrains.com 714-893-1015

Milepost 38 Toy Trains | www.milepost38.com 714-892-9471

6462 Industry Way, Westminster, CA 92683

NOTE: There is highway work going on around Arnie's so check with them about the best route.

RailMaster Hobbies, 9812 Belmont St., Bellflower, Ca. 90706 562-867-5627

Tuesday - Friday 10:00am to 6:00pm

Saturday - 10:00am to 5:00pm

Sunday - 12:00pm to 4:00 pm

Following us on;

www.railmasterhobbies.com

www.facebook.com/railmasterhobbies

Twitter - @RMHobbies

Restrictions to come into the store:

We follow official health guidelines

We do thank all of you for your support. Stay safe.

Jeff and Leticia Smith and Crew

The Train Crossing, 1113 Baker Street, Costa Mesa, Ca 92626 714-549-1596

Store Hours

Tuesday - Friday 11:00am to 7:00pm

Saturday - 9:00am to 5:00pm

Sunday - 11:00am to 3:00 pm

Closed Mondays

www.TheTrainCrossing.com

Authorized Lionel Repair Dealer

Restrictions to come into the store:

We follow official health guidelines John Amir