

THE ORDER BOARD

THE NEWSLETTER FOR THE CAJON DIVISION

VOLUME 49 NO. 2

JUNE, 2021



From The Director

Richard Hock
Cajon Division Director



What's Inside

From the Director	1,3
From the Brass Hat	2
OBS Flyer	4
OBS Activities	5
Last Call for OBS	6
Editor's Corner	6
OBS 1 Ft Challenge	7
OBS Swap Meet	8
Membership Report	9
Call for Candidates	10
Building a Rooftop Sign	11-13
Keeping Records	14
Working on your MMR?	14
Hobby Store Ads	1

Time Table

PSR Convention
Orange Blossom
Special
Irvine Sept 8-11

The summer season is here!

This summer, so unlike the last, is just getting started with places to go and things to do! It is already in the nineties this week. Summer weather temperatures are definitely here.

Summer has always been travel time for me. Even as a kid, the family vacation was a two week travel event and involved a favor of Americana and American history or a railroad ride across the country to visit the grandparents. This tradition lives on in me as I search for that Americana in rural 4th of July celebrations and revived lost, operating railroads. With pandemic restrictions lifting, a journey to the Nevada side of the High Sierras was in need. Relaxing and hiking on the south shore of Lake Tahoe, would not be complete without a day visit to both Virginia City and Carson City.

Virginia City is known for the Comstock lode, a massive silver ore lode which made both Virginia City and the Virginia & Truckee Railroad very wealthy, back in the day. A very rich history. (Pun intended.) A ride on the Virginia & Truckee heritage railroad covers the mining fields between Virginia City and Gold Hill, a short distance away. The day that I was there, the sightseeing train was pushed and pulled by a GE 80 ton switcher, that was purchased from the military. This 4-axle, diesel-electric locomotive that was built by General Electric in the early 1950s, was plenty of power to move an open-air gondola and modified box with a bay window on either side. This switcher was never part of the original locomotive roster since the railroad discontinued operation long before it was manufactured. During my visit, the railroad was steam-less, with its steam locomotives on a movie filming location. However, some of the railroad's equipment resides in the Nevada State Railroad Museum, located about fifteen miles down the line in Carson City. The show stopper at the museum for me was the restoration of the 1910 McKeen Motor Car operated by the railroad. These McKeen cars are very distinctive in design from the pointed front end, referred to as the wind-splitter, to the rounded back end of the car and porthole windows. It was claimed that the portholes gave the vehicle structure more strength. Would like a ride on that some day!

[Continued on page 3](#)

CAJON DIVISION DIRECTORY

Division Director

Richard Hock

P.O. Box 3441

Cypress, Ca. 90630

562-822-0055

Director@CajonDivision.org

Division Superintendent

Joel Morse

11891 Tunstall St

Garden Grove, Ca. 92845

714 614-5401

Superintendent@CajonDivision.org

Asst Superintendent-NV

Edwin Hall, MMR

702-564-6176

AsstSuper-NV@CajonDivision.org

Asst Superintendent-Ca.

Carl Heimberger

1256 Old Hickory Road

Corona, CA. 92882

951-256-1319

AsstSuper-CA@CajonDivision.org

Chief Clerk/ Paymaster

Dan Moran

Paymaster@CajonDivision.org

Membership Chair

Per Harve

2182 Sycamore Ave.

Tustin, Ca. 92780

714 482-5404

Membership@CajonDivision.org

Contest Chair

Mike Allee

23627 Cahuilla Road



“ From the Brass Hat“

by Joel Morse Superintendent



“The times they are a changin’”, a famous song from the 60’s, but it couldn’t be a more appropriate sentiment for these last few weeks (and the next few months), as we all get back together with our train buddies.

For me, the change started in April, when we had a great turnout at our Buena Park one day event. And then, three weeks ago, I went to the first ops session I’ve been to since February 2020; when we had our last session here at the NYOW. Even more importantly, I’ve got my regular crew coming over next weekend for the first session on my railroad in over a year! Between yesterday and today, three of my regular crew members came over to get the layout ready for this “first” session, which will be as much a social event as an ops session. It was great to see these guys and spend the days doing what we love; working on the railroad, although I’m pretty sure track cleaning, electrical trouble shooting, loco servicing is not on the top on their lists, they came anyway and we had a good, productive couple of days! For the ops session next weekend, we’ll have a morning session, then lunch, an afternoon trick, and then a barbeque dinner. Looking forward to seeing everyone together again, and starting regular operating sessions on my layout and on others!

The Cajon Division and the Pacific Southwest Region are working hard to create a great model railroading and social event for all of us in September; the *Orange Blossom Special* will be the first in-person event on the west coast in 2021 and the first in over a year. I hope you are all planning on joining the rest of your model railroading buddies for a few days of clinic, tours and op sessions. We are looking for volunteers to help us execute the *Orange Blossom Special*, <http://psrconvention.org/OrangeBlossomSpecial2021/> by helping with set-up, registration, and other jobs, to name only a few. Please contact Carl Heimberger (cjheimberger@gmail.com) or me Superintendent@CajonDivision.org directly, if you would like to get involved!

Speaking of getting involved, we are looking for someone to take over as Assistant Superintendent for Nevada area; Ed Hall, who has been serving in that position for many years would like to step down, will you step up? Ed will be available to get you up to speed. Your job is to be the Superintendents’ and Board of Director’s conduit to the Nevada members, and to organize two events each year for the Cajon Nevada Members. Let me know if you are interested!

Also, change is most effectively made from inside an organization; if you want to see any changes to the way the Cajon Division is run, now is your chance by running for Division Director! Nominations are open until the end of June. Get involved and join the Board of Directors in our efforts to make the Cajon Division more valuable to all the members. See the *Call for Nominations* material in the Order Board, or contact me directly, if you have questions or want to nominate yourself or others. Superintendent@CajonDivision.org

Looking forward to seeing you soon, in person!

Here are some snapshots of my sightseeing.




Virginia City



Rounded Back-End



Interior with Portholes Open



Patio Bench

1910 McKeen Car Wind-Splitter




80 Ton Switcher



Queen of the Short Line

I look forward to this summer season with great expectation as life seems to get back to more normal. That also means face-to-face, in person, railroad events will be picking up, at least in the planning stages. In the Cajon Division, the 2021 PSR Orange Blossom Special Convention, to be held in Irvine, is moving forward, full steam ahead. The division is talking about another Buena Park event in October and a Nevada event in Boulder City about November. Our focus has been on the convention and moving it forward in the face of this fluid uncertainty. With less than 3 months to go, we are excited to coming together for this event.

Make some travel plans this summer to come to Irvine! Take some snapshots!



National Model Railroad Association

Pacific Southwest Region

2021

MODEL RAILROAD CONVENTION

“Orange Blossom Special”

September 9—11

Hilton Irvine/Orange County Airport Hotel
Irvine, California



Keynote Speaker: Charlie Getz

Past President of the NMRA

Operating Sessions

Featuring 10+ Layouts

Prototype Tours

Including: The UPRR Gemco Yard

Non-Rail Activities & Tours

Including: The Nixon Library

Welcome Reception

Private Layout Tours

Railroad Modeling Clinics

Hobo Breakfast

Model Railroad/Railroadiana Swap Meet

Railroad Model Contest Room

Model Railroad Auction

Awards Banquet

Hotel Reservations: You can now reserve your room on-line by going to the convention website and clicking on the ‘Hotel’ link. The convention rate rooms at the Hilton are guaranteed to fill up, and you don’t want to miss out on the discount, or worse, be trying to find a last-minute hotel deal. Hilton Reservations: 949-833-9999 – Group Name: 2021 PSR Convention / Group Code: PSRC

Convention Tours: The Convention staff is working on securing both rail and non-rail tours. Currently, the list of tours include the UPRR Gemco Yard in Van Nuys, as well as a trip to the Nixon Library and a Whale Watching Tour for the non-rail attendees. Check the website for additional information and updates.

Convention Goodies: Don’t forget to check out the Company Store, where you will find shirts, pins, as well as our special run model railroad cars.

Registration: The full fare rate of \$125 covers your convention registration and the awards banquet.

www.PSRConvention.org



2021 Orange Blossom Special

Presented by the Cajon Division of the Pacific
Southwest Region of the NMRA

For the past 18 months your dedicated 2021 Orange Blossom Special convention team has been working with one goal in mind. To be sure every convention delegate has a great time. We believe we have built a great convention that will include fun stuff to do, educational clinics to attend, and some fantastic layouts to visit. And let's face it the last train show I attended was over a year ago. It is time to get back to normal and that is what we plan for this convention so do not miss out on all the fun.

Here is a quick overview of what we have planned.

Wednesday night ice cream social welcome reception that will include bingo for trains.

Thursday PSR General Membership Meeting come and meet the new officers.

Friday night the Hobo Auction with hundreds of items.

Saturday starts out with the Hobo Breakfast.

Next a Swap Meet come and sell those un-needed items and buy some new ones.

Closing out the convention will be the Annual Awards Banquet with guest speaker Charly Getz.

Clinics, of course we have them, 38 to be precise. Check out the convention website for full details. You like to visit layouts? We have a great line up of them, 23 to be exact. Into Op's? We have 10 layouts set aside for just that. Like prototype tours we have one to the GEMCO Yard but do not hesitate there are only 10 seats remaining as of 6/10/21.

Been working on models for the last 18 months here is a chance to show off your work at our Show Room. We also will have a One Foot Challenge with cash prizes, check it out on the website.

Don't forget to bring your significant other we have a great schedule of activities for our Non-Rail members as well including a trip to the Nixon Library including lunch.

Our hotel room block is almost sold out so if you want a room at the convention rate you need to book soon. The \$135 includes free parking, and a discount on food service at the hotel restaurant.

Finally, we are looking for Volunteers. Did you know you can earn points toward your Volunteer AP Certificate by just volunteering for a few hours at the convention?

So, what are you waiting for, sign up today and join the other 145 members who have already purchased their tickets for the Orange Blossom Special?

“All Aboard”

Last Call for the Orange Blossom Special

The Pacific Southwest Convention The Orange Blossom Special is just a few short months way. If you have or know of a home layout in the Orange County area that you think would be great to have on our layout tour, we would like too here from you. We are looking for any size and type of layout form Z to G and even TTO. The days of the convention are September 8th thru 11th, and we will have layout open on these days from noon until 5:00 PM. You do not need to be open every day you can pick all or just one of the days. And you do not need to be registered for the convention to have your layout on the tour. If you are interested or know of someone who may be interested, please contact Carl Heimberger at 2021chair@psrconvention.org.

Have a lot of train stuff in your garage and you are thinking of selling it. We are having a swap meet at the Orange Blossom Special on Saturday, September 11th from 8:30 to noon. You do not need to be a registered delegate at the convention to sell at the swap meet but if you are registered the first table is free. If you are not attending the convention the tables are \$10 each and there is a \$7 parking fee. Here is a great opportunity for you to clean out your hobby room of stuff you will never build. Tables are limited so act fast if you are interested. For additional information contact: Harry Buehrle at 2021swapmeet@psrconvention.org.

And if you have not registered for the Orange Blossom Special and want to attend there is still time, just go to the convention website 2021psrconvention.org and sign up.

The Editor's Column

by Morrie Fleishman
Editor: Cajon Division



Welcome to the June issue of the **Order Board**, the monthly newsletter for the Cajon Division. As always we are looking for items to include. This is your chance to talk about what you are doing and to show off a little in this time of non-socialization. Not everyone can publish an article for Model Railroader. However, this publication is available for everyone and if needed I can help you organize your thoughts. So, please send me an email and pictures showing what you are working on and letting us know what on-line events you are aware of so that we could spread the word to others.

Thanks.

Morrie Fleishman mefleishman@cox.net



Cash prizes generously
donated by Fred Hill of
The Original Whistle Stop

Time Table



Destination - Irvine, CA
Time - Sept. 8-11
Schedule - ON TIME!



There is still time!


Not only to register, but to participate in
The PSR One Foot Challenge

Expand and showcase your modeling skills!

RULES

- The diorama must be a square 12 inches by 12 inches.
- The diorama can be any scale, any era, and any theme.
- The diorama must be railroad-related and must include a railroad track of any length.
- Diorama must have a flat bottom, stand on its own, be easily moved and nothing can overhang the edge.
- You must be a member of the NMRA.
- The diorama must be new and not have been entered in any previous contest.

For more information: <http://www.psrconvention.org/OrangeBlossomSpecial2021/index.php/show-room>



National Model Railroad Association

Pacific Southwest Region

2021

“Orange Blossom Special”

Model Railroad & Railroadiana Swap Meet

Hilton Irvine/Orange County Airport Hotel
18800 MacArthur Blvd,
Irvine, Ca 92612

Saturday September 11, 2021
8:30am – 12:00pm

8:30 – 9:30am: Convention Delegates Only

9:30am – Noon: Convention Delegates and General Public

As part of the 2021 PSR/NMRA Convention “Orange Blossom Special” there will be a Model Railroad and Railroadiana Swap Meet on Saturday, September 11, 2021, from 8:30 – 12:00pm at the poolside event area of the Hilton Irvine/Orange County Airport Hotel. Set up will run from 6:30 – 8:30am. The poolside event area is a 50ft x 90ft space covered with a tent, and vendor tables will be offered at \$10/each. (Tables are 30” x 6’.) The hotel charges a \$7/car daily parking fee to be paid directly to the hotel. To ensure you get space, we recommend you sign up early. For more information about the convention, please visit www.psrconvention.org

VENDOR REGISTRATION – NON-CONVENTION REGISTRANTS

NAME _____

CELL PHONE NUMBER _____

ADDRESS _____

SHORT DESCRIPTION OF PRODUCTS OFFERED

NUMBER OF TABLES ____ AT \$10 EACH, \$ ____ TOTAL INCLUDED WITH REGISTRATION FORM

Make Checks Payable to **CAJON DIVISION**

Send Checks and Registration Form to:

Dan Moran

5831 E. Tumbleweed Drive

Orange, CA 92869

If Paying by Credit Card:

Credit Card (circle card type) - Visa, MasterCard, American Express, Discover

Card Number _____ CV# _____

Name on Card (Please Print Clearly) _____ Zip Code _____

Expiration Date (Month/Year) _____ Signature _____

Questions? Please Contact Harry Buehrle – 2021swapmeet@psrconvention.org

www.PSRConvention.org

A Brighter Outlook

by Per Harwe, Membership Chairman

As we all have experienced, the past year-and-a-half has not been very friendly towards social gatherings in general. That has shown up in many areas, especially in the recruiting and maintaining our membership. It is therefore with great pleasure that I can report a change to the better in our membership numbers. We are taking small steps for now, but we are back at the December 2020 number, 308 members as of June 1st. We still have a way to go to be where we were before the pandemic, but with more in-person meetings, shows, and especially our Convention in September, I am confident that we will get there soon.

I am listing all new members in 2021 and I wish all of you very welcome to our Division:

JANUARY

Mark Jennings, Las Vegas

Karie Neely, Chino

Eddy Wang, Fullerton

FEBRUARY

Tony Pantaleo, Yucaipa

MARCH

Ken Brafman, , Crestline

Michael Feil, , Las Vegas,

Isabelle Kamisky, , Lake Forest

APRIL

Tina Caouette, Henderson

Christopher Jean, Fullerton

MAY

James Cann, Pahrump

Bob Campbell, Victorville

Kathryn Campbell, Victorville

Call for Candidates

Nominations

for the Office of

Cajon Division Director

are now being accepted
through June 30, 2021.

Contact: Joel Morse

at superintendent@cajondivision.org

for additional information

Call for Candidates

Who is eligible: Any PSR member:

in good standing with the National Model Railroad Association, Inc. (or has applied for such membership), and
who's primary residence within the boundaries of the region

may run as a candidate for the Cajon Division.

Duties and responsibilities of the positions may be found in *Section 2 – Officers*, subparagraph *The PSR Division Director* of the PSR's *Manual of Operations* (revised 3/21/2021).


Submissions of candidacy needs to be delivered to the member's Division Superintendent **no later than June 30, 2021**. Included in the submission must be written consent to serve if elected. It is encouraged the candidate also submits a statement, not to exceed 150 words, of their relevant qualifications and/or plan of action for publication. A personal photo is optional.

The construction of my N scale Anida Mills structure was the subject a previous article in the Order Board; Anida Mills was one of my COVID projects. It's 16 inch long, three story factory building shown below complete except for the roof sign and final weathering.



Since my layout is focused on operations, for the most part, my structures have little paper "tent" signs on the roof with the customer's name, and that is fine for the operating crew. However, Anida Mills cried out for a rooftop sign as substantial as the structure itself. Here's how I made one from styrene in a few hours.

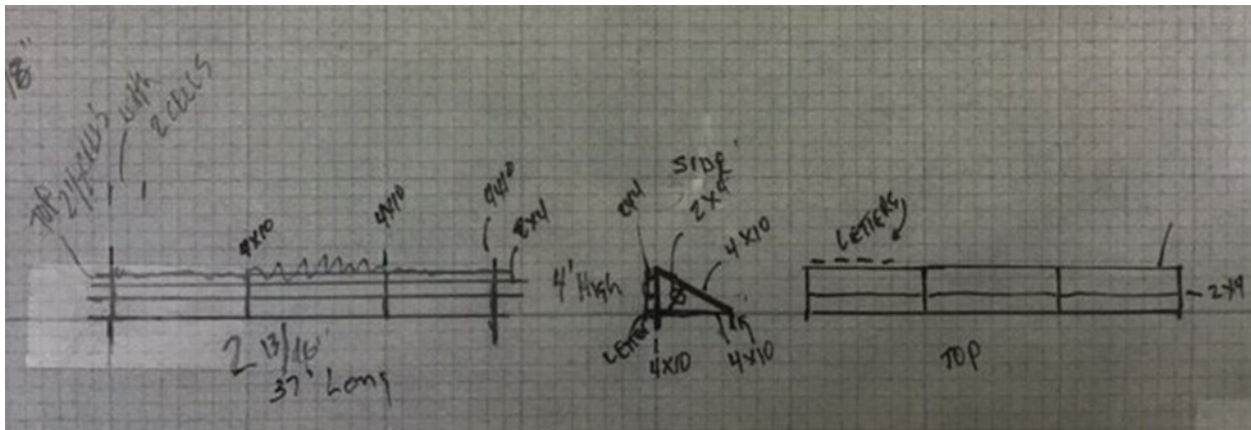
First step was to better understand how a rooftop building sign is constructed, so I could get a feel for the size of the frame structure relative to the building/roof, and what size the construction members should be. Like scenery, working from a picture helps tremendously, even if, as in this case, I used the picture just to "get a feel" for the sign; I was not looking to copy any particular sign. I scrounged around the internet for images of "rooftop signs", and found this one, among others. This one appears to have a relatively light frame made of welded steel bars with lighted letters made of sheet-steel or aluminum. I was unable to get a good feel for the overall size of the sign, or dimensions of the letters or the frame, but I liked the proportions of the letters to the sign frame and overall structure.




Once I had a sign to work from, next step was to decide on the lettering. Fortunately, I remembered that I had in my stash, from who knows when, a set of Plastruct 5/16" styrene letters (they make letters in 5/64, 3/16, 5/16, and 1/8). That find determined the size and the font of the lettering. 3/16 equates to just over 4' in N scale, which seemed like a reasonable size and bulk for a rooftop sign. I then considered how large the framing components should be, and after much head scratching, decided on 4"x 10" (.025 x .060) for the main frame members and 2 x 4 (.015 x .025) for the x-shaped frame stabilizers. The main members look a little overbuilt for the sign on the model, but at the time I was concerned that smaller dimensions for the frame components would make the sign too flimsy and difficult to handle. The next sign will use smaller components to get a more fragile look. The techniques discussed later will allow the smaller dimensions. Next was to determine how long the sign needed to be, and that is determined by the size of the letters and the spacing between them. The Plastruct letters for the sign were laid out on a piece of 1/8" box graph paper to get the letter spacing and then measure the total length of the sign; just over 3".



With sign size and frame component material sizes established, I once again broke out what I learned in my high school mechanical drafting class, and drew the front elevation, side view and top view of the sign frame on graph paper, identifying the components and sizes as shown below. To date, mechanical drafting, and typing, win the “most useful high school class award”. On the exhibit below, notice that there is already a piece of double-sided tape on top of the drawing. However, what isn’t visible in this picture is that there is also a piece of clear acetate covering the drawing, so the double-sided tape doesn’t ruin the graph paper and I can reuse the drawing.



Once the tape is down on top of the acetate, there is no concern with the styrene glue sticking to the acetate sheet. Another alternative is to use wax paper over the template rather than acetate and attach the double-sided tape to the wax paper. I will admit that using double-sided tape over acetate or wax paper is a relatively new discovery for me, but I am now using the technique all the time. The build is now a simple matter of using the drawing as a template to lay down the main frame “steel members” as shown below.



Then I glued up the front, side and rear main frame members. The side and rear frame main members are installed at a 45-degree angle to provide the sign the rigidity of a triangle.

The Value of Keeping Records by Morrie Fleishman

Submitting items for achievement award judging has several important elements. The first, obviously, is to build a quality item. The second is to complete the paperwork so that the judges fully understand what you did and how you did it. Paperwork is a pain, but a necessary one. For those of you who have been doing this for a while I would like to ask how many times have you looked at a building or piece of rolling stock and tried to remember how you did it and/or what paints or methods did you use. Maybe it needs some repairs or refurbishment because the finish has faded or there has been an accident. How good is your memory? If you have held an open house how many times have people asked questioned about buildings or rolling stock and sometimes you can't even remember who made the kit! Keeping a few records will help you, with the above situations and, if you need it, to submit successful Achievement award paperwork.

To begin, you can keep the instructions from kits you have built. This adds important information such is what was the basis for the model and what materials are included in the kit. Secondly, if you make a few drawings because you are making modifications, keep the drawings. Many times, you make drawings at the beginning and then change them during the construction. Thirdly, I keep several small notebooks to document paints and glues that I use on many of my projects. This has proved invaluable when I need to match a paint color or want to know what glue works best with that material. I have many shades of grey paint and when I add a building and want to match the sidewalk, I can easily find the correct color.

So, in summary, keep track of what you are building, what you are using, what works, and what doesn't work. It will help you in your modeling and help you fill out the paperwork for judging. But, most importantly, it help you to make better models.

Working on your MMR? By Carl Heimberger

Did you know that by participating in a convention or division meet you can earn credits toward your volunteer and author AP certificates? Well, here are some things you can do to earn Time Units or points at the Orange Blossom Special convention. In order to become an MMR, you will need to earn at least one of these certificates; Association Official, Association Volunteer, or Model Railroad Author. So why not get started on that road at the Orange Blossom Special Convention this coming September.

By volunteering to help at the registration desk, or be a room host you can earn TU's towards volunteer,

Help judging in the contest room will earn you TU's for volunteer.

Have a layout and show it at a NMRA event you earn TU's for volunteer.

Give a clinic with hand out will earn credit for the first time you give the clinic toward author; each additional time you give that clinic the points go to volunteer.

You are going to the convention anyway so why not take advantage of it and earn some points toward your MMR. If you go to the Orange Blossom Special website www.psrcpvention.org you will find page called Volunteers look it over to see the areas, you can volunteer for and then contact the volunteer coordinator and let him know you would like to volunteer.

Support Your Local Hobby Store

In these times when Hobby Stores have not been able to function normally, we need to continue to support them when we can. Please support these stores.

Arnie's & Milepost 38 Come in and shop around!

Arnie's HOURS: Monday - Saturday 10am-6pm

Milepost 38 HOURS: Monday - Saturday 10am-5pm

***Social distancing of 6' will be enforced & we ask that you wear
a face-cover for the safety of other customers and employees per OC Guidelines.***

Arnie's Trains www.arniesmodeltrains.com 714-893-1015

Milepost 38 Toy Trains | www.milepost38.com 714-892-9471

RailMaster Hobbies, 9812 Belmont St., Bellflower, Ca. 90706 562-867-5627

Tuesday - Friday 10:00am to 6:00pm

Saturday - 10:00am to 5:00pm

Sunday - 12:00pm to 4:00 pm

Following us on;

www.railmasterhobbies.com

www.facebook.com/railmasterhobbies

Twitter - @RMHobbies